MODOMEC

IMPIANTISTICA INDUSTRIALE

Se si escludono istanti prodigiosi e singoli che il destino ci può donare, l'amare il proprio lavoro (che purtroppo è privilegio di pochi) costituisce la migliore approssimazione alla felicità sulla terra. Ma questa è una verità che non molti conoscono. *Primo Levi*

MODOMEC

INDICE | INDEX

L’AZIENDA	6	THE COMPANY
AREE PRODUTTIVE	9	PRODUCTIONS PLANT
CERTIFICAZIONI	10	CERTIFICATIONS
I PRINCIPALI CLIENTI	11	THE MAIN PARTNERS
REPARTI	12	DEPARTMENTS
PROGETTI	20	PROJECTS
IMPIANTI MODULARI	26	SKIDS
SCAMBIATORI DI CALORE	34	HEAT EXCHANGERS
APPARECCHI IN PRESSIONE	40	PRESSURE VESSELS
AIR COOLER E COMPONENTI DI CALDAIA	48	AIR COOLER AND BOILER COMPONENTS
CAMINI	52	STACKS
TUBISTERIA	56	PIPING
STRUTTURE	60	STEEL STRUCTURES
CARPENTERIA MECCANICA	64	MECHANICAL CARPENTRY
STRUMENTAZIONI	68	EQUIPMENTS
PRINCIPALI ATTREZZATURE	78	MAIN TOOLS

MODOMEC
SIOM

MODOMEC S.R.L. nasce nel 1993 e nel corso degli anni ha maturato esperienze e qualificazioni significative nel complesso ambito dell'Impiantistica Industriale. Ha operato nel settore di Impianti Siderurgici, della produzione di Energia, degli Impianti Petrolchimici, dell'Aeronautica.

La volontà di ampliare e migliorare la produzione in termini di capacità produttiva, tempi di realizzazione e qualità di prodotto, ha determinato l'esigenza di nuovi investimenti per incrementare e rinnovare il già importante parco macchine e attrezzature ad alta tecnologia dotati di sistema CNC.

MODOMEC S.R.L. ha incrementato la certificazione di qualità aziendale, le qualifiche del proprio staff tecnico attraverso corsi di specializzazione, acquisto di nuovi software e collaborazioni con ENTI Internazionali. Ha ampliato la propria presenza sul Territorio Nazionale, e al fine di soddisfare le richieste dei Clienti anche in ambito Internazionale.

La volontà Aziendale di offrire servizi sempre più al passo con i tempi di globalizzazione mondiale, è supportata e gestita da uno staff tecnico di lunga e grande esperienza che sovrintende alle varie fasi del ciclo produttivo (Progettazione, Realizzazione, Controllo spedizione e Assistenza post-vendita).

- Progettazione di Base e di Dettaglio
- Carpenteria Strutturale
- Carpenteria Lavorata di Macchina
- Carpenteria per Capannoni Industriali
- Tubisteria di Bassa, Media ed Alta Pressione
  in Acciaio al Carbonio
  in Acciaio Inox
  in Acciaio Legato e Basso Legato
- Apparecchiature e Recipienti in Pressione
  (Reattori – Colonne – Condensatori)
- Scambiatori di Calore
- Camini e Condotti
- Forni Industriali
- Apparecchi per Abbattimento Polveri (Scrubber)
- Air Cooler
- Lavorazioni Meccaniche di Precisione
- Montaggi Meccanici di Impianti Industriali
- Manutenzioni Meccaniche Ordinarie e Straordinarie
  di Impianti Industriali

MODOMEC S.R.L. was established on 1993 and over the years has gained significant experience and qualification in the complex field of the plant design industry. Its main activities involved the Steel Metallurgical and Petrochemical plant, the Energy production and the Aeronautical Engineering.

The willing to expand and to improve the production cycle, in terms of production capacity, time consuming and product quality, has determined the need to make new investments in order to increase and to renew the high technology machines that embed the CNC (computer numerical control) software.

MODOMEC S.R.L. increased the number of quality certifications, invested in its engineers, throughout trainings, new software purchase and by signing agreements with International Organizations. Company extended its market coverage in Italy and also abroad, making sure in this way all customer needs are met.

The willing to offer up to date services, that are able to compete in the complex globalization context, it is managed and supported by an experienced and qualified technical crew that supervises all the production cycle (Engineering, Manufacture, Shipment, Assistance).

- Basic and Detailed Engineering
- Steel Structure
- CNC Tool-Machines
- Industrial Sheds
- Low medium and High-pressure Piping Systems of
  - Carbon-Steel
  - Stainless Steel
  - Alloy and Low Alloy Steel
- Pressure vessels and Equipment
  (Reactor, Stripping Column, Condenser)
- Heat Exchangers
- Stacks and Ducts
- Industrial Furnaces
- Scrubber Coolers
- Air Coolers
- Precision Machine Works
- Mechanical Assembling of Industrial Plants
- Routine and Overtime Maintenance of Industrial Plants.

AREE PRODUTTIVE
PRODUCTIONS PLANT

STABILIMENTO

UFFICI mq 1200

OFFICINA (area coperta) mq 11.000

MAGAZZINI: mq 1000

AREA SCOPERTA: mq 40.000

AREA PORTUALE (Porto di Taranto):
assegnata ed in fase di perfezionamento

PLANT

OFFICES: sqm 1200

WORKSHOP (covered area): sqm 11.000

WAREHOUSE: sqm 1000

OPEN AREA: sqm 40.000

PORT AREA (Port of Taranto):
assigned and under construction

ISO 9001:2008

UNI EN IS0 3834-2

CERTIFICATE OF AUTHORIZATION

U, U2, S

EN 1090-1 : 2009 Execution claa EXC3

Consiglio Superiore dei Lavori Pubblici

ATTESTATO DI DENUNCIA DELL'ATTIVITà DI CENTRO DI TRASFORMAZIONE

NORMA BS OHSAS 18001:2007

SOA CAT. OS18A Classe V

società attestata da

AD 2000 - MERKBLATT HPO / HP 100R / TRD 201

DIN 4133 - 7:2002-09 KLASSE E

CERTIFICAZIONI

CERTIFICATIONS

I PRINCIPALI CLIENTI | THE MAIN PARTNERS

ALENIA
ALSTOM POWER ITALIA spa
ANSALDO CALDAIE spa
ANSALDO ENERGIA spa
BELLELI ENERGY srl
C.C.T. Gruppo Marcegaglia
ECOMASTER PROJECT spa
ENI R. & M. - Taranto
ENEL spa - Roma
ANSALDO CALDAIE spa
EURO ENERGY Gruppo Marcegaglia
FICANTIERI spa
G.F. - Material Handling System
GEA SCAMBIATORI DI CALORE spa
HAMON RESEARCH COTTREL ITALIA
ICOM spa
ILVA spa
IREM spa
ITAS SPA
ITEA SPA
NOOTER ERIKSEN
OSCHATZ
PAUL WURTH ITALIA SPA
PROSERNAT - PARIGI
SCHOLZ GMBH
SIEMENS - VAI POMINI SRL
SIRTECNIGI SPA
SNAM PROGETTI SPA - MILANO
SNAM PROGETTI SUD SPA
STF SPA
TENOVA SPA
TECTUBI - PIACENZA
TERMOMECCANICA SPA
TERNA SPA
TURBO LUFTECHNIK GMBH
TECNIMONT SPA
TECNICAS REUNIDAS MADRID

DEPARTMENS

INGEGNERIA

La divisione, composta da ingegneri e disegnatori progettisti, offre servizi completi ed integrati di ingegneria e consulenza nell' ambito della progettazione di apparecchiature in pressione, scambiatori di calore, piping di processo e di servizio, strutture e carpenterie in genere; inoltre si occupa della redazione di fascicoli tecnici in accordo alla direttiva PED 97/23/CE (D.Lgs. N. 93/2000) a corredo degli apparecchi. La divisione si avvale di moderni software di progettazione meccanica (PV-ELITE) e termica secondo le normative nazionali, europee e internazionali (VSR, EN13445, ASME VIII Div.1, TEMA). Per l'ingegneria e la disegnazione di dettaglio, la divisione opera con i più moderni e aggiornati software CAD 2D e 3D (TEKLA).
La progettazione ed i servizi di ingegneria sono svolti secondo quanto regolato nel manuale di qualità e nelle procedure operative del sistema di qualità aziendale certificato in conformità alla norma internazionale UNI EN ISO 9001:2008.

ENGINEERING

The department, composed of engineers and project designers, provides comprehensive and integrated engineering services and consulting in the field of pressure equipments, heat exchangers, process piping and service structures and structural work in general; also deals with the drafting of technical dossiers in accordance with Directive PED 97/23/EC (Legislative Decree No. 93/2000).
The division uses modern mechanical and thermal design software (PV-ELITE) according to national, European and international codes (VSR, EN13445, ASME VIII Div.1, TEMA). For basic and detail engineering the department operates with the latest and updated 2D and 3D software (TEKLA).
The engineering services are carried out based on the quality manual and operating procedures of the company quality system certified according to the international standard ISO 9001: 2008.

CALDARERIA

Il reparto costituito da un opificio di circa 5.000 m^2, su tre campate, due di preparazione con n. 2 carroponti da 30 t e n. 2 carroponti da 25 t, e una di assiemaggio con n. 2 carriponte da 50 t, dispone di: calandre di varie dimensioni e capacità, impianti di saldatura manuale ed automatica ad arco sommerso di ultima generazione, attrezzature per placcature e posizionatori di varie dimensioni e portate. Il reparto annovera competenze altamente specializzate ed è stato appositamente costruito ed attrezzato per la realizzazione di apparecchiature in pressione di elevata tecnologia e processo critico quali scambiatori di calore "Bolted-in", "Pill-box", "Breech-Lock", recipienti ad alta, media e bassa pressione, air-cooler, colonne e reattori.

PRESSURE VESSEL

The department consists of 5.000 m^2 facility, three spans, two dedicated to preparation activities with n. 2 bridge cranes of 30 t capacity and n. 2 bridge cranes of 25 t capacity, and one to assembly activities with n. 2 bridge cranes 50 t capacity, has: rolling machines of various sizes and capacities, manual welding systems and latest generation automatic submerged arc, equipment for weld overlay process and positioning machines of various sizes and capacities. The department includes highly specialized skills and was specially built and equipped for the production of pressure equipment of high technology and critical process such as heat exchangers "Bolted-in", "Pill-box", "Breech-Lock", high, medium and low pressure vessels , air-cooler, columns and reactors.

TUBISTERIA

PIPING

Il reparto, due opifici di cui uno di 2.300 m^2 dedicato alla prefabbricazione di tubazioni in acciaio al carbonio con carroponti da 20 t e da 10 t, e l'altro di 800 m^2 debitamente isolato (chiamato "area bianca") dedicato alla prefabbricazione di tubazioni in acciaio inossidabile e leghe simili con un carroponte da 5 t, dispone di: macchine cianfrinatrici pneumatiche, segatrici alternative ed a nastro, posizionatori di diverse portate ed apparecchiature di saldatura manuali ed automatiche atte alla realizzazione di tubazioni di svariati diametri e dimensioni.

The department, consists of two facilities, one of 2300 m^2 for the prefabrication of carbon steel piping with a bridge cranes of 20 t and 10 t capacity, and the other of 800 m^2 duly insulated (called "white area"), exclusively dedicated to the prefabrication of stainless steel and similar alloys piping with one bridge crane of 5 t capacity, has: pneumatic beveling machines, alternatives and belt saws, different capacity positioners and manual and automatic welding equipment suitable for the realization of various diameters and spool sizes.

Il reparto, un opificio di circa 2.100 m^2, su due campate, una di preparazione con n. 1 carroponte da 10 t e una di assiemaggio con n. 2 carroponti da 25 t, dispone di: n. 2 linee di produzione a controllo numerico per il taglio a misura, la foratura, la marcatura e scribing per profili e per angolari; n. 1 macchina a controllo numerico di taglio al plasma e foratura a mezzo di utensile meccanico per la lavorazione del piastrame. Il reparto è attrezzato per la realizzazione di pipe-racks, strutture metalliche principali di sostegno, secondarie, di servizio, capannoni e coperture in genere.

CARPENTERIA

The department consists of 2.100 m^2 facility, two spans, one dedicated to preparation activities with n. 1 bridge crane of 10 t capacity and one to assembly activities with n. 2 bridge cranes 25 t capacity, has: n. 2 production lines CNC controlled for cutting, drilling, marking and scribing of profiles and angular; n. 1 CNC controlled machine cutting plate by high precision plasma and drilling by tools. The department is equipped for the fabrication of pipe-racks, steel structures of the main, secondary, service support, warehouses and coverings in general.

STEEL STRUCTURE

MECCANICA

TOOL MACHINES

Il reparto, un opificio di circa 1300 m^2, su due campate, con n. 2 carroponti da 10 t, dispone di: alesatrici con testa automatica birotativa a controllo numerico fino a 12.000x1.250x3.500 mm lavorabili, torni verticali ed orizzontali, trapani e foratrici fino a 6.096x3.048 mm lavorabili, per una lunghezza di foratura fino a 1.016 mm con diametro massimo 50,8 mm. Il reparto è attrezzato per eseguire lavorazioni meccaniche con grado di precisione centesimale ottenendo per asportazione di truciolo superfici con grado di rugosità fino a 3,2 "µm".

The department consists of 1.300 m^2 facility, two spans, with n. 2 bridge cranes of 10 t capacity, has: mobile column milling CNC controlled machines with automatic birotative head up to 12.000x1.250x3.500 mm workable, vertical and horizontal lathes, drills and drilling machine up to 6.096 x3.048 mm workable, with a drilling length up to 1.016 mm and maximum diameter 50.8 mm. The department is equipped to perform high precision mechanical processing obtaining, surfaces with roughness up to 3.2 "µm" .

MAIN ACTIVITIES





PROGETTI
PROJECTS

АК-25

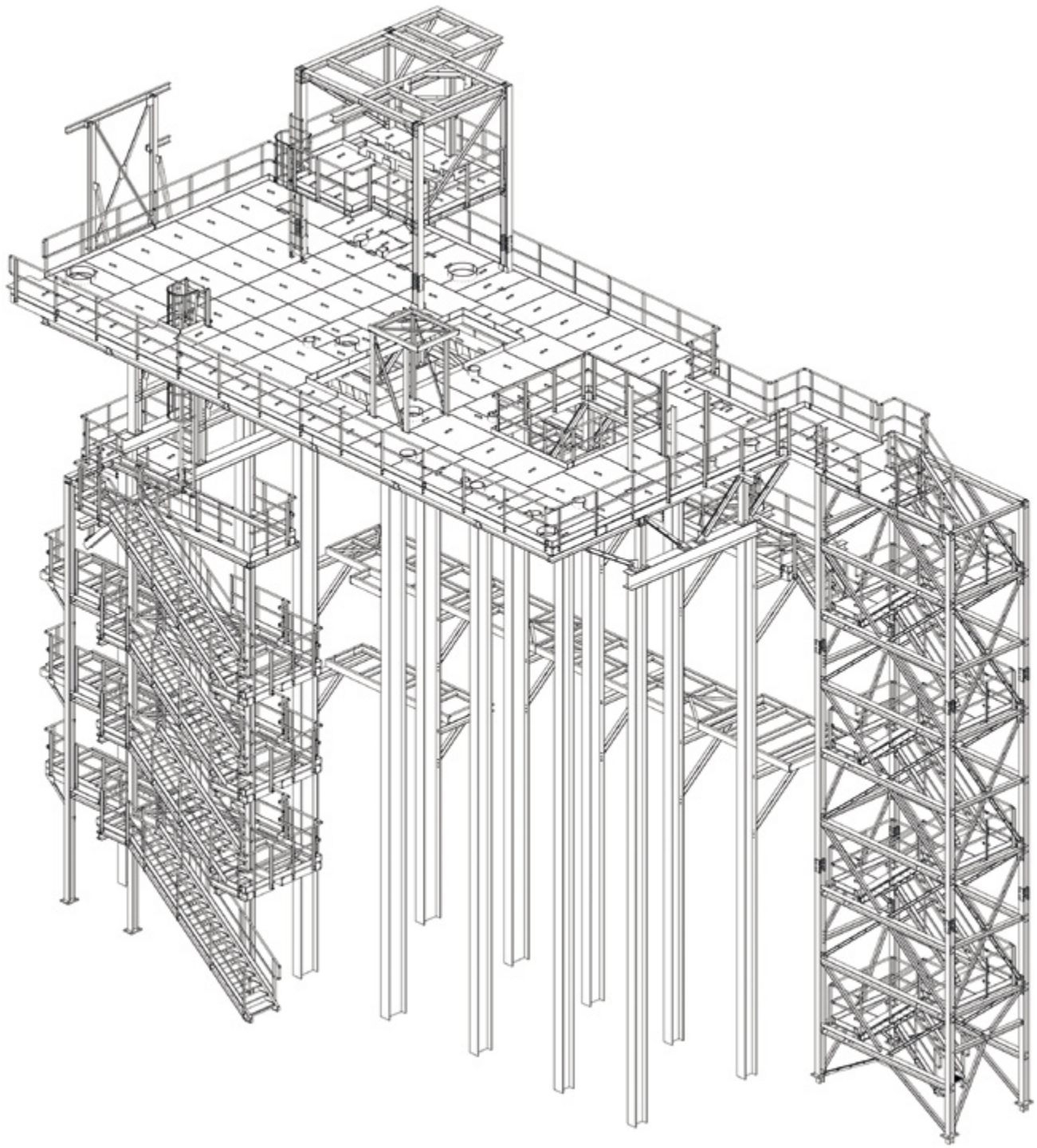

DOW ENERGY SET COGEN PLANT

Plant: STADE GERMANY

Client: NOOTER ERIKSEN – MILAN ITALY

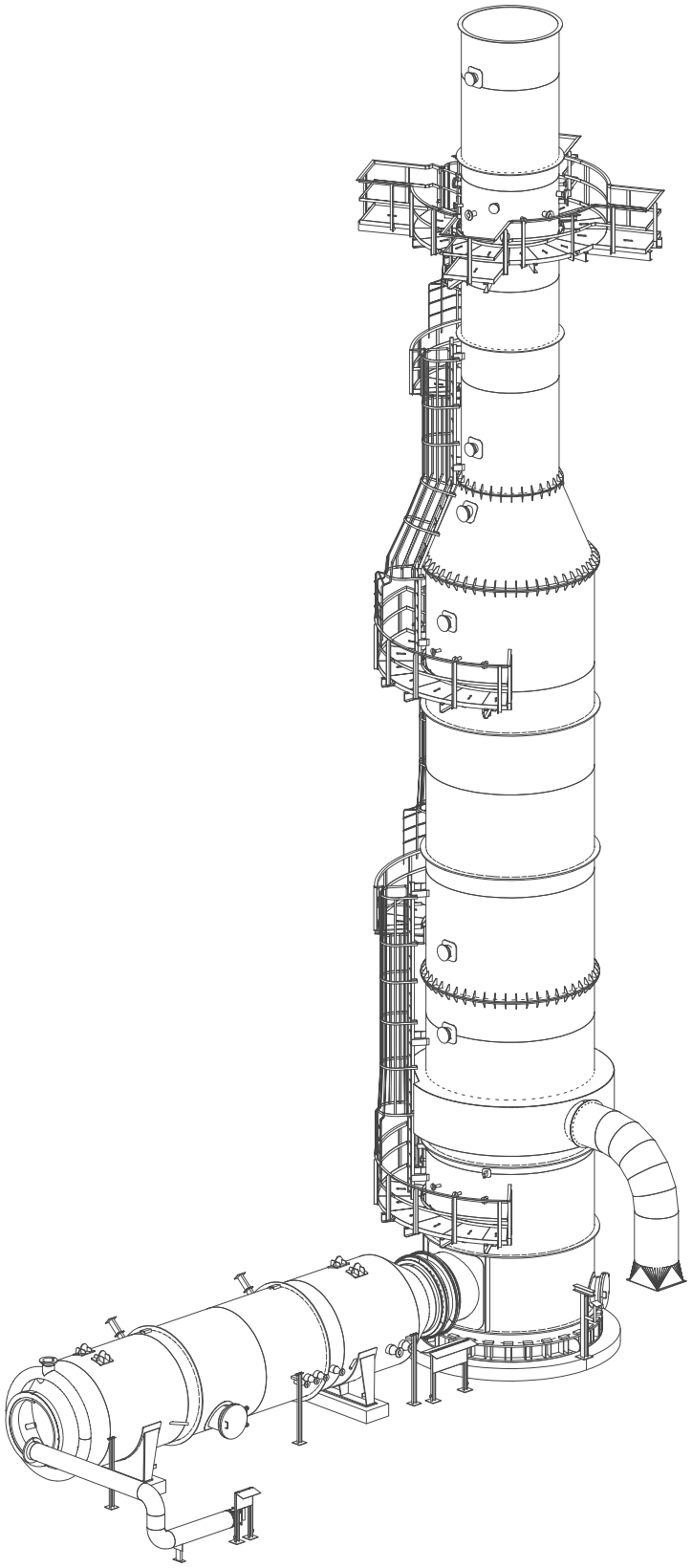

AMMONIA INCINERATOR PACKAGE

Plant: PUERTO LA CRUZ REFINERY VENEZUELA

Client: ITAS SPA – MILAN ITALY

PDH – FLARE SYSTEM

Plant: REFINERY TOBOLSK RUSSIA

Client: ITAS S.P.A. – MONZA (MILAN) ITALY

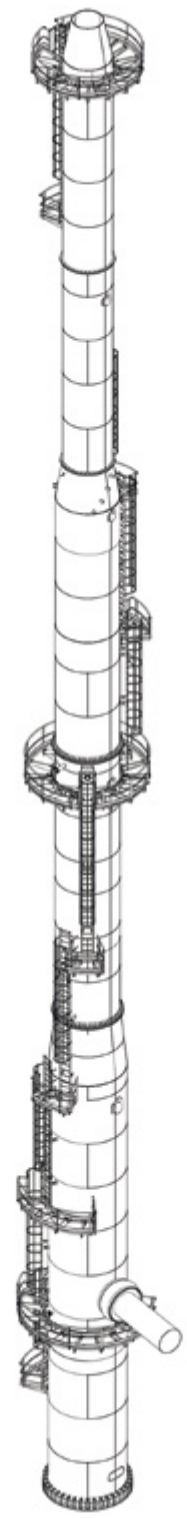

FLUE GAS STACK FOR SULPHUR RECOVERY PLANT SRU UNIT

Plant: REFINERY SINES PORTUGAL

Client: SIIRTEC NIGI – MILAN ITALY

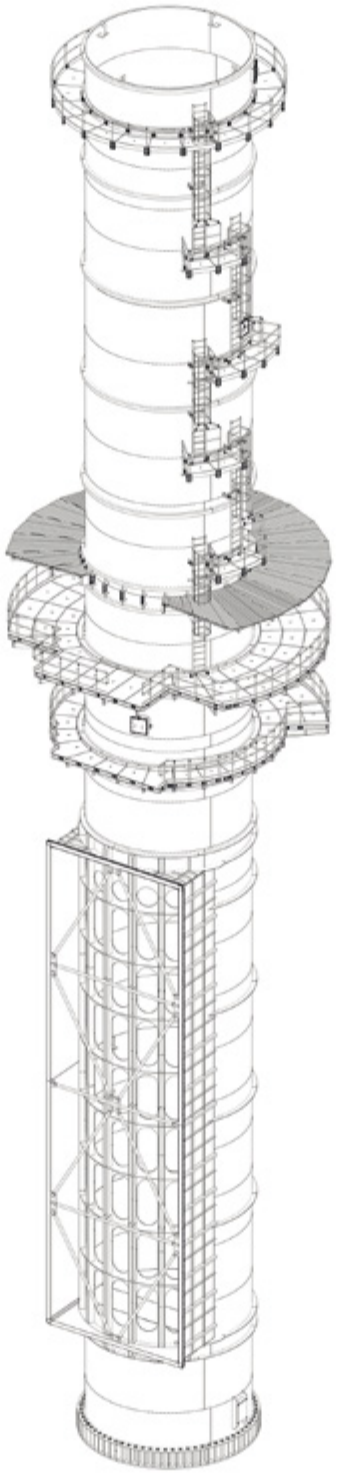

FLUE GAS STACK

Plant: STADE GERCOMBINED-CYCLE GAS TURBINE (CCGT) POWER PLANT MITTELSBUREN GERMANY

Client: STF – MILAN ITALY

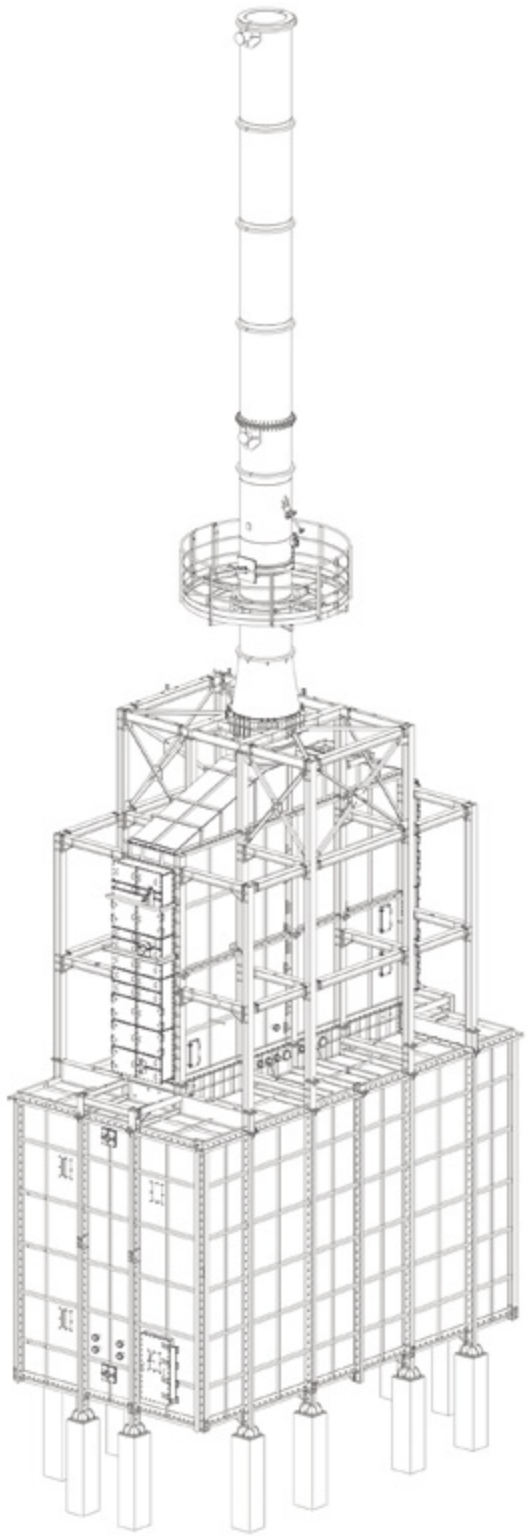

RHC FIRED HEATER

Plant: NOVOKUIBISHEVSK LUBES AND ADDITIVES PLANT – ARMENIA

Client: TECHNIMONT KT – ROME ITALY

IMPIANTI MODULARI
SKIDS

SKID WATER PUMP
Mat. C.S. Ø Min 1" – Max 12"

Project: Increased Water Handling (IWH) Facilities at Ourhoud, Algeria OWTS N°2 AUXIILIARY PUMPS COMPLETE PACKAGES

Client: BONATTI X SONATRACH – OURHOUD

SKID WATER PUMP
Mat. C.S. Ø Min 1" – Max 12"

Project: Increased Water Handling (IWH) Facilities at Ourhoud, Algeria OWTS N°2 AUXIILIARY PUMPS COMPLETE PACKAGES

Client: BONATTI X SONATRACH – OURHOUD

SKID WATER PUMP
Mat. C.S. Ø Min 1" – Max 6"

Project: Increased Water Handling (IWH)
Facilities at Ourhoud, Algeria
OWTS N°2 AUXIILIARY PUMPS COMPLETE PACKAGES

Client: BONATTI
X SONATRACH – OURHOUD

SKID WATER PUMP
Mat. C.S. Ø Min 1" – Max 20"

Project: Increased Water Handling (IWH)
Facilities at Ourhoud, Algeria
OWTS N°2 AUXIILIARY PUMPS COMPLETE PACKAGES

Client: BONATTI
X SONATRACH – OURHOUD

SKID WATER PUMP
Mat. C.S. Ø Min 1" – Max 20"

Project: Increased Water Handling (IWH) Facilities at Ourhoud, Algeria OWTS N°2 AUXIILIARY PUMPS COMPLETE PACKAGES

Client: BONATTI X SONATRACH – OURHOUD

SKID WATER PUMP
Mat. C.S. Ø Min 1" – Max 20"

Project: Increased Water Handling (IWH) Facilities at Ourhoud, Algeria OWTS N°2 AUXIILIARY PUMPS COMPLETE PACKAGES

Client: BONATTI X SONATRACH – OURHOUD

SKID MODULE M206
(STABILIZER REBOILER E-3000)
Gas Treatment Plant

Project: Gas Treatment Plant
Kazakhstan

Client: Siirtecnigi Spa /
ZHAIKMUNAI LLP

SKID MODULE M502
(DEPROPANIZER REBOILER
E3004) Gas Treatment Plant

Project: Gas Treatment Plant
Kazakhstan

Client: Siirtecnigi Spa /
ZHAIKMUNAI LLP

SKID MODULE M402
(DEETHANIZER REBOILER
E3303) Gas Treatment Plant

Project: Gas Treatment Plant
Kazakhstan

Client: Siirtecnigi Spa /
ZHAIKMUNAI LLP

SKID MODULE M6 (AMMINE
REBOILER E-3102) Gas
Treatment Plant

Project: Gas Treatment Plant
Kazakhstan

Client: Siirtecnigi Spa /
ZHAIKMUNAI LLP

SKID MODULE M602
(DEBUTANIZER REBOILER
E3005) Gas Treatment Plant

Project: Gas Treatment Plant
Kazakhstan

Client: Siirtecnigi Spa /
ZHAIKMUNAI LLP

PACKING SKID WATER PUMP
Mat. C.S. Ø Min 1" – Max 12"

Project: Increased Water
Handling (IWH)
Facilities at Ourhoud, Algeria
OWTS N°2 AUXIILIARY PUMPS
COMPLETE PACKAGES

Client: BONATTI
X SONATRACH – OURHOUD

SCAMBIATORI DI CALORE
HEAT EXCHANGERS





WELD OVERLAY ON SHELL AND DISHED HEAD FOR H2S CORROSION RESITANCE HEAT EXCHANGERS

"U" TUBE BUNDLES OF HEAT EXCHANGERS CRACKING REACTOR EFFLUENT / RECYCLE GAS HOT EXCHANGER

Plant: OJSC LUKOIL VOLGOGRAD RUSSIA

Client: EXTERRAN / BELLELI ENERGY CPE MANTOVA ITALY

HEAT EXCHANGERS BREECH LOCK CLOSURE TECNOLOGY

Plant: PETROBRAS ABREU E LIMA-RNEST – BRASIL

Client: EXTERRAN / BELLELI ENERGY CPE MANTOVA ITALY

HEAT EXCHANGERS BOLTED-IN AND PILLBOX TECNOLOGY

Plant: OJSC LUKOIL VOLGOGRAD RUSSIA

Client: EXTERRAN / BELLELI ENERGY CPE MANTOVA ITALY

HEAT EXCHANGERS
BOLTED-IN TECNOLOGY

Plant: OJSC LUKOIL
VOLGOGRAD RUSSIA

Client: EXTERRAN / BELLELI
ENERGY CPE
MANTOVA ITALY

HEAT EXCHANGERS
BOLTED-IN AND PILLBOX
TECNOLOGY

Plant: OJSC LUKOIL
VOLGOGRAD RUSSIA

Client: EXTERRAN / BELLELI
ENERGY CPE
MANTOVA ITALY

APPARECCHI IN PRESSIONE
PRESSURE VESSELS

INGRESSO
Goldhofer

SCRUBBER COOLER
MATERIAL AISI 304 L

Client: HAMON RESERC
COTTREL ITALIA
MILAN ITALY

WASTE HEAT BOILER
+ THERMAL REACTOR
+ STEAM DRUM

Plant: REFINERY SINES
PORTUGAL

Client: TECNICAS REUNIDAS
MADRID ESPANA

HEAT TREATMENT
IN FURNACE OF LOW STEAM
PRESSURE VESSEL

Plant: POWER PLANT ENEL
MARCINELLE BELGIUM

Client: NOOTER ERIKSEN
MILAN ITALY

COLUMNS VGO MILD
HYDROCRACKING UNIT
FRACTIONATION

Plant: POJSC LUKOIL
VOLGOGRAD RUSSIA

Client: EXTERRAN / BELLELI
ENERGY CPE - MANTOVA ITALY

LOADING HOPPER

Plant: BLAST FURNACE 1 ILVA S.P.A. TARANTO ITALY

Client: PAUL WURTH S.P.A. GENOVA ITALY



HYDROGENATOR REACTOR

Plant: HYDROGEN PRODUCTION UNIT PLANT OJSC LUKOIL VOLGOGRAD RUSSIA

Client: EXTERRAN BELLELI ENERGY CPE MANTOVA ITALY

TRANSPORT STAGES OF COLUMN 112-K4 PRODUCT FRACTIONATOR VGO MILD

HYDROCRACKING UNIT FRACTIONATION

Plant: OJSC LUKOIL VOLGOGRAD RUSSIA

Client: EXTERRAN / BELLELI ENERGY CPE - MANTOVA ITALY

TRANSPORT STAGES OF COLUMN 112-K4 PRODUCT FRACTIONATOR VGO MILD HYDROCRACKING UNIT FRACTIONATION

Plant: OJSC LUKOIL VOLGOGRAD RUSSIA

Client: EXTERRAN / BELLELI ENERGY CPE - MANTOVA ITALY

View the video:

IMPIANTISTICA INDUSTRIALE
www.modomec.com

AIR COOLER E COMPONENTI DI CALDAIA

AIR COOLER AND BOILER COMPONENTS



AIRCOOLER

Plant: REFINERY
TARANTO ITALY

Client: GEA HEAT
EXCHANGER
MONVALLE (VA) ITALY

MODULES OF BOILER
Plant WASTE TO ENERGY
PLANT APPIA ENERGY
MASSAFRA (TARANTO) ITALY

Client: MARCEGAGLIA ENERGY
MILAN ITALY

CAMINI
STACKS

PRE-ASSEMBLY
OF FLUE GAS STACK
COMBINED

Plant: CYCLE GAS TURBINE
(CCGT) POWER PLANT
MITTELSBUREN GERMANY

Client: STF - MILAN ITALY

FLUE GAS STACK FOR
SULPHUR RECOVERY
PLANT SRU UNIT

Plant: REFINERY
TARANTO ITALY

Client: SIIRTEC NIGI
MILAN ITALY

GROUND FLARE UPM

Plant: BIOREFINERY
LUNA PROJECT
LAPPEENRANTA FINLANDIA

Client ITAS S.P.A.
MONZA (MI) ITALY

PIPING

PIPING

SERVICE PIPING FOR COMPLETE AUTOCLAVE SYSTEMS FOR THERMAL TREATMENT OF COMPOSITE MATERIALS

Plant: ALENIA GROTTAGLIE ITALY

Client: SCHOLTZ COESFELD GERMANY



HARDNESS AND ULTRASONIC TEST ON SERVICE PIPING
INTERNAL SANDBLASTING OF PIPING

Plant: POWER PLANT SORGENIA LATINA ITALY

Client: ANSALDO ENERGIA GENOVA ITALY

PIPING BIG BORE Øe ≥ 36”

Plant: GAS TREATMENT PLANT KAZATCHIYA RUSSIA

Client: GAZPROM INVEST LLC

STRUTTURE
STEEL STRUCTURES



MAIN STRUCTURE UPPER GRILLAGE

Plant: PLATFORM JASMINE JLQ CONOCOPHILLIPS

Client: ROSETTI MARINO RAVENNA ITALY

DERRIK TUBULAR STRUCTURES FOR IDROCARBONS AND ACID TORCHS

Plant: REFINERY STAATSOLIE SURINAME N.V.

Client: ITAS S.P.A. MONZA (MI) ITALY

PIPE RACK STRUCTURE

Plant: GAS TREATMENT PLANT GAZPROM KOMPLEKTATSIYA LLC PORTOVAYA RUSSIA

Client: SIIRTEC NIGI MILAN ITALY

SERVICE STRUCTURE

Plant: GAS TREATMENT PLANT GAZPROM KOMPLEKTATSIYA LLC PORTOVAYA RUSSIA

Client: SIIRTEC NIGI MILAN ITALY

CARPENTERIA MECCANICA
MECHANICAL CARPENTRY

MODOMEC

HEAD PINCH ROLL

Plant: E.6AI2 BILLET CASTER REVAMPING PHASE 2 ACCIAIERIA VALBRUNA S.P.A.

Client: PRIMETALS TECHNOLOGIES per ACCIAIERIA VALBRUNA S.P.A.

HEAD PINCH ROLL

Plant: E.6AI2 BILLET CASTER REVAMPING PHASE 2 ACCIAIERIA VALBRUNA S.P.A.

Client: PRIMETALS TECHNOLOGIES per ACCIAIERIA VALBRUNA S.P.A.

TAIL PINCH ROLL

Plant: E.6AI2 BILLET CASTER REVAMPING PHASE 2 ACCIAIERIA VALBRUNA S.P.A.

Client: PRIMETALS TECHNOLOGIES per ACCIAIERIA VALBRUNA S.P.A.

DEBER
M6M




EQUIPMENTS







DEBER CNC SELCA 3045

FRESATRICE A MONTANTE MOBILE
MOBILE COLUMN MILLING MACHINE

Axial traverse dimensions:
X: 12000 mm
Y: 1250 mm
Z: 3500 mm

Working table: 14000x2000 mm

Automatic birotative head: 37 KW

Tools Change: 60 places

Cast iron heat treated working square: 2500x800x800 mm

Hydrostatic machine on X,Y,Z

Hydrostatic rotating table Omap: 2500x2500 mm

Capacity: 60 Tons

MECOF CS 83

FRESATRICE A MONTANTE MOBILE
MOBILE COLUMN MILLING MACHINE

CNC SELCA S 4040D
Axial traverse dimensions:
X: 4500 mm
Y: 1000 mm
Z: 1700 mm

Working table: 6000x1000 mm

Working square: 1500x800x600 mm

Automatic birotative head

Rototranslating rotating table Delken: 1500x1500x800 mm

Capacity: 10 Tons

TITAN SC 33

TORNIO VERTICALE VISUALIZZATO SU 4 ASSI
VERTICAL LATHE - 4 AXES

Turning trucks: n. 2
Turning height with latera truck: Max dimension 2300 mm
Max turning diameter: 3300 mm
Turning table: 3000 mm
Square ram from internals truck traverse 1200 mm
Pentagonal ram to facing and external truck traverse: 1000 mm
Mobile crossframe
Lateral feedrop for external
Mandrel capacity: 20 Tons

MG 3130 V

CALANDRA
ROLLING MACHINE

Rolling machine double invitation
Rolling capacity: 130 mm
Invitation: 105 mm
Rolling and working space width: 3100 mm
3 motorized rolles
Position display for lateral rolles
Plate aligner laser type
Hardened rolles
Hydraulic opening
Double speed motoring over

MACCHINA CNC PER LA PUNZONATURA, FORATURA E TAGLIO AL PLASMA

CNC PLASMA PUNCHING, DRILLING AND SHEARING MACHINE

FICEP/GEMINI 32

STANDARD FEATURES

Twin beam construction for minimum deflection when machining

Fanuc CNC controls for precision operationreliability and widespread support

Low backlash hardened and ground helical rack on X&Y&U axes

High speed milling and drilling with ISO taper tooling and automatica changers

Locked adaptive plate clamping for minimal vibration and controlled breakthrough for long drill life at high production rates

Precision laser plate sensing

U axis to allow milling while plate is clamped

Tool changing while plate clamped for precision tapping, countersinking boring and milling

Helical milling for larger holes with low cost tooling

Face milling for bearing surfaces in construction and machine applications

400 HPR 400 plasma systems

Cutting lengths from 5-30m/ 20-100 ft

FICEP 1003 DZ

LINEA AUTOMATICA CNC FORATRICE, MARCATRICE PER TRAVI A SEZIONI “H” “C” “U” CON SEGATRICE A NASTRO

AUTOMATIC CNC LINE FOR DRILLING, MARKING AND CUTTING H-BEAMS, C-BEAMS, U-BEAMS

Working profile height: min 80 mm - max 1015 mm

Working profile width: min 42 mm - max 450 mm

Drilling heads: 3

Mandrels per heads: 1

Tools per spindle: 6

Mandrel power: 7.5 kw

Max diameter: 40

Cnc control axes: 3

Cutting capacity 90: 1015 mm x 450 mm

Cutting capacity 45: 620 mm x 450 mm

Engine power : 7.5 kw

Band saw speed: 20-100 round/min

FICEP A15.34N

LINEA AUTOMATICA CNC FORATRICE, MARCATRICE E PUNZONATRICE PER PROFILI ANGOLARI E PIATTI

AUTOMATIC CNC LINE FOR PUNCHING, MARKING AND CUTTING ANGLES AND FLATS

Max available power: kn 650
Diameter per thickness (fe 44): 30x15 mm
Diameter per thickness (fe 52): 30x12 mm
Angular profile (fe 44): min 35x35x3 mm – max 150x150x15 mm
"u" profile: min 80mm - max 140 m
Flat: min 50x5 mm - max 150x15 mm

CUTTING CAPACITY
Max available power of shear: 1800 kn

MARKING CAPACITY
Max available power: 600/1000 kn
Marking selectable stations: 4/8
Available body types : 12713

DRILLING CAPACITY
Max diameter: 31,75 – 40 mm
Control axes : 3

CABINA DI SABBIATURA E VERNICIATURA
SANDBLASTING AND PAINTING BOX

Dimensions box:
Length 20 m
Width 8 m
Height 8 m

Dimensions main doors:
Width 7 m
Height 7 m

Internal lighting: 900 W

Operating Pressure
Min 4 bar
Max 8 bar

PRINCIPALI ATREZZATURE

Linea automatica di punzonatura e taglio a controllo numerico per angolari e piatti
"FICEP" MOD. "A15.34N" (vedi pag. 74)

Linea automatica di foratura, marcatura e taglio a controllo numerico
per travi a H, profili a U, profili a C altezza massima 1000 mm "FICEP" MOD. "1003 DZ" (vedi pag. 73)

Macchina a controllo numerico per la punzonatura, foratura e taglio al plasma
"FICEP/GEMINI 32" (vedi pag. 72)

Impianto ossitaglio a controllo numerico "SOITAB PMC" N° 6 cannelli dimensione del banco 4.500 x 12.000 mm

Calandra "MG 3130" massimo spessore calandrabile 130 mm larghezza calandrabile 3.000 mm (vedi pag. 71)

Calandra "SERTOM EMO 30/60" massimo spessore calandrabile 100 mm larghezza calandrabile 3.000 mm

Calandra "MG AK332E" massimo spessore calandrabile 30 mm larghezza calandrabile 3.000 mm

Cabina di sabbiatura e verniciatura a recupero di graniglia 8.000 x 10.000 x 20.000 mm (vedi pag. 75)

Fresatrice a montante mobile "DEBER CNC SELCA 3045" (vedi pag. 68)

Foratrice a montante mobile orizzontale "LAHR CNC ECS"

Tornio Verticale "TITAN SC 33- 4 ASSI VISUALIZZATO" (vedi pag. 70)

N° 2 Fresatrici a montante mobile "MECOF CS 83 CNC SELCA S4040D" (vedi pag. 69)

Tornio parallelo "LT 30 CNC FANUC Oi-TC"
massimo diametro tornibile su banco 660 mm, su slitta 410 mm, distanza tra le punte 2.000 mm

Tornio parallelo "MCR MADAR VISUALIZZATO"
massimo diametro tornibile su banco 600 mm, su slitta 300 mm, distanza tra le punte 2.000 mm

Tornio parallelo "BMP VISUALIZZATO"
massimo diametro tornibile su banco 750 mm, su slitta 500 mm, distanza tra le punte 3.500 mm

Tornio parallelo "CLOVIS VISUALIZZATO"
massimo diametro tornibile su banco 600 mm, su slitta 300 mm, distanza tra le punte 1.500 mm

Tornio parallelo "RIVOL VISUALIZZATO"
massimo diametro tornibile su banco 1.260 mm, su slitta 650 mm, distanza tra le punte 3.000 mm

Curvatrice per profilati "SERTOM PP100"

Cesoia a ghigliottina "DENER" con lunghezza taglio 3.100 mm

Pressa piegatrice "DENER" con potenza di 250 t

Trapani a colonna

Trapani a bandiera

Pressa idraulica da 500 t

Segatrici a nastro

Affilatrice Universale per utensili

Strozzatrice oleodinamica

Segatrice semiautomatica

Segatrice oleodinamica

Forni per trattamenti termici 6.000 x 6.000x 24. 000

Mandrinatrici massimo diametro 1.000 mm

Cianfrinatrici per lamiere e tubi massimo diametro 762 mm

Posizionatori a rulli da 3 t a 200 t

Posizionatori girevoli per saldature tubi

Impianto di pesatura automatica

IMPIANTI DI SALDATURA

N °3 Impianti ad arco sommerso tandem (S.A.W.) "LINCOLN"

Impianti per saldatura manuale con tungsteno e protezione di gas inerte (G.T.A.W.) equipaggiata con comandi a distanza

Impianto per saldatura semiautomatica a filo continuo con protezione di gas (M.I.G. - M.A.G.)

Impianti per saldatura automatica a filo continuo (S.A.W.) equipaggiata con posizionatori e tavole girevoli

Magazzini termo-controllati per materiali d'apporto

Forni per materiali d'apporto

MEZZI DI SOLLEVAMENTO E MOVIMENTAZIONE

Gru a ponte bitrave portata 5-10-20-25-50 t

Gru semoventi fuori strada telescopiche da 15-16-20-30-40-50 t

Carrelli elevatori portata 3-5-10-15-30 t

Rimorchio a pianale biasse portata 20 t

Furgoni cassonati

Autoarticolati lunghezza 13,5 m portata 270 quintali

Autocarri cassonati 35 quintali

Autocarro 20 t

Skywork da 13 m a 40 m

ATTREZZATURE PER CANTIERI

Container - Ponteggi - Fornetti per elettrodi

Motocompressori

Motosaldatrici

Casse attrezzi per le varie specializzazioni per cantieri fino a 300 unità

MAIN TOOL MACHINES

Automatic CNC line for punching, marking and cutting angles and flats "FICEP A15.34N" (see technical data sheet p. 74)

Automatic CNC line for drilling, marking and cutting H-beams, C-beams, U-beams max height 1.000 mm "FICEP 1003 DZ" (see technical data sheet p. 73)

CNC plasma punching, drilling and shearing machine "FICEP/GEMINI 32" (see technical data sheet p. 72)

CNC oxygen cutting machine "SOITAB PMC" Nr. 6 torchs workbench dimension 4.500 x 12.000 mm

Rolling machine "MG 3130" max rolling thickness 130 mm working space width 3000 mm (see technical data sheet p. 71)

Rolling machine "SERTOM EMO 30/60" max rolling thickness 100 mm working space width 3000 mm

Rolling machine "MG AK332E" max rolling thickness 32 mm working space width 3000 mm

Blasting and painting chamber sand recovery 8.000 x 10.000 x 20.000 mm (see technical data sheet p. 75)

Mobile column milling machine "DEBER CNC SELCA 3045" (see technical data sheet p. 68)

Mobile column punching machine "LAHR CNC ECS"

Vertical lathe "TITAN SC 33- 4 AXES visualized"(see technical data sheet p. 70)

Nr 2 Mobile column milling machines "MECOF CS 83 CNC SELCA S 4040D" (see technical data sheet p. 69)

Center lathe "LT 30 CNC FANUC Oi-TC"
max diameter on workbench 660 mm, on slide 410 mm, distance between centers 2.000 mm

Center lathe "MCR MADAR VISUALIZZATO"
max diameter on workbench 600 mm, on slide 300 mm, distance between centers 2.000 mm

Center lathe "BMP visualized"
max diameter on workbench 750 mm, on slide 500 mm, distance between centers 3.500 mm

Center lathe "CLOVIS visualized"
max diameter on workbench 600 mm, on slide 300 mm, distance between centers 1.500 mm

Center lathe "RIVOL visualized"
max diameter on workbench 1.260 mm, on slide 650 mm, distance between centers 3.000 mm

Bending machine for shapes "SERTOM PP100"

Shearing machine "DENER" cutting length 3100 mm

Cornice Brake "DENER" capacity 250 t

Column drilling machines

Radial drilling machines

Hydraulic press capacity 500 t

Belt saws

Universal grinding machine

Oleodynamic slotting machine working height 300 mm

Semiautomatic sawing-machine

Oleodynamic sawing-machine
Furnace for heat treatments 6.000 x 6.000 x 24.000
Expander machines max diameter 1.000 mm
Calking machines for plates and pipe max diameter 762 mm
Welding rolling positioners from 3 t to 200 t
Welding rotating positioners for piping
Automatic weighing machine

WELDING MACHINES
Nr. 3 Submerged Arc Welding (S.A.W.) tandem machines "LINCOLN"
Gas Tungsten Arc Welding (G.T.A.W.) machines by remote control
Metal-arc Inert Gas (M.I.G.) and Metal-arc Active Gas (M.A.G.) semiautomatic machines
Shielded Metal Arc Welding (S.M.A.W.) machines by positioners and turning tables
Termo-checked storehouses for filler metals
Furnace for filler metals

LIFTING AND MOVIMENTATION SYSTEM
Overhead cranes capacity 5-10-20-25-50 t
Self-propelled telescopic cranes capacity 15-16-20-30-40-50 t
Fork lift trucks capacity 3-5-10-15-30 t
Trailer double shaft capacity 20 t
Body vans
Tractor semitrailers lenght 13,5 m capacity 270 quintals
Body trucks capacity 35 quintals
Trucks capacity 20 tonn.
Skyworker from 13 m to 40 m

SITE EQUIPMENTS
Containers - Scaffoldings - Little furnaces for electrodes
Engine-compressors
Motor welding sets
Toolboxes for various specializations for sites up to 300 units

NOTE
NOTES

SVANIRE.COM

Modomec Srl

Sede legale amministrativa e operativa
Via Appia S.S. 7 Km 637, 100 dx • 74016 Massafra (TA)
Phone | Fax +39.099.8804221 - 8852963 pbx
P.IVA 01925270736 • Iscr. Trib. TA n. 12039

Sede distaccata ufficio tecnico - commerciale
Viale Falcone 30/A • 43122 Parma (PR)

modomec@modomec.com • www.modomec.com

©2016 Tutti i diritti riservati.

SVANIRE.COM

MODOMEC

modomec@modomec.com • www.modomec.com